



PROJECT BRIEFING – TOWER B

All information stated is intended to give a general overview of the project and the Developer reserves the right to modify as it sees fit without prior notice.

1. Location
2. Site Development Plan
3. Perspective
4. Technical Details
5. Floor Plans
6. Unit Plans
7. Unit Specifications
8. Value Proposition



LOCATION

Aguinaldo Highway, Barangay Maharlika West, Tagaytay City



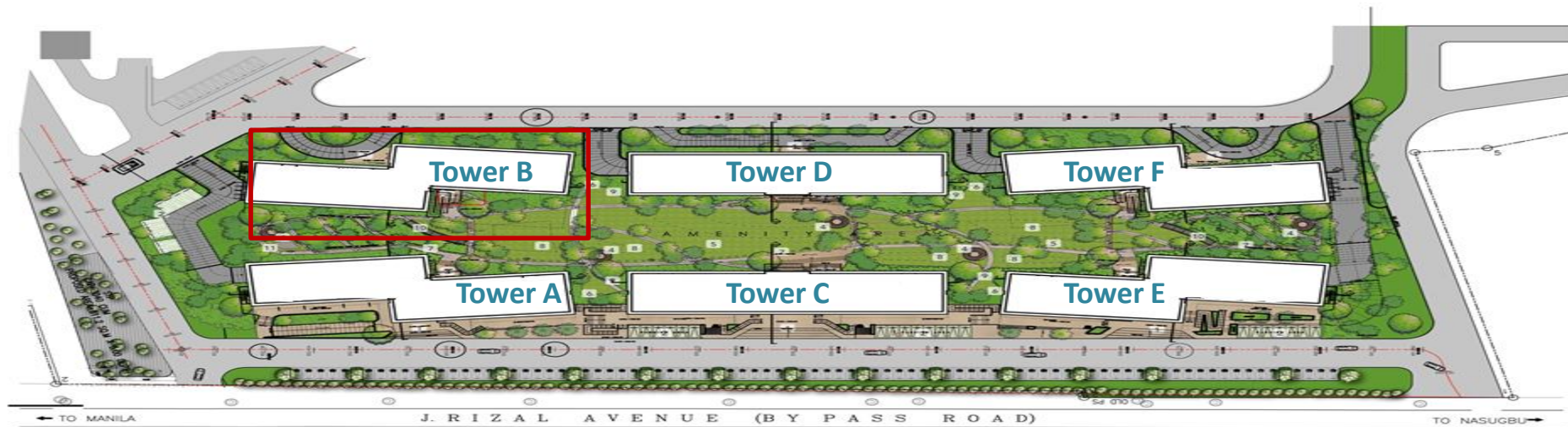
All information stated is intended to give a general overview of the project and the Developer reserves the right to modify as it sees fit without prior notice.

SITE DEVELOPMENT



All information stated is intended to give a general overview of the project and the Developer reserves the right to modify as it sees fit without prior notice.

SITE DEVELOPMENT-PHASE 2



All information stated is intended to give a general overview of the project and the Developer reserves the right to modify as it sees fit without prior notice.

ARCHITECT'S PERSPECTIVE

BUILDING PERSPECTIVE



All information stated is intended to give a general overview of the project and the Developer reserves the right to modify as it sees fit without prior notice.



All information stated is intended to give a general overview of the project and the Developer reserves the right to modify as it sees fit without prior notice.

Architect's Perspective

AMENITY AREA



Garden



Trellis



Pavilion



Lawn

All information stated is intended to give a general overview of the project and the Developer reserves the right to modify as it sees fit without prior notice.

Architect's Perspective

SHARED AMENITIES



All information stated is intended to give a general overview of the project and the Developer reserves the right to modify as it sees fit without prior notice.

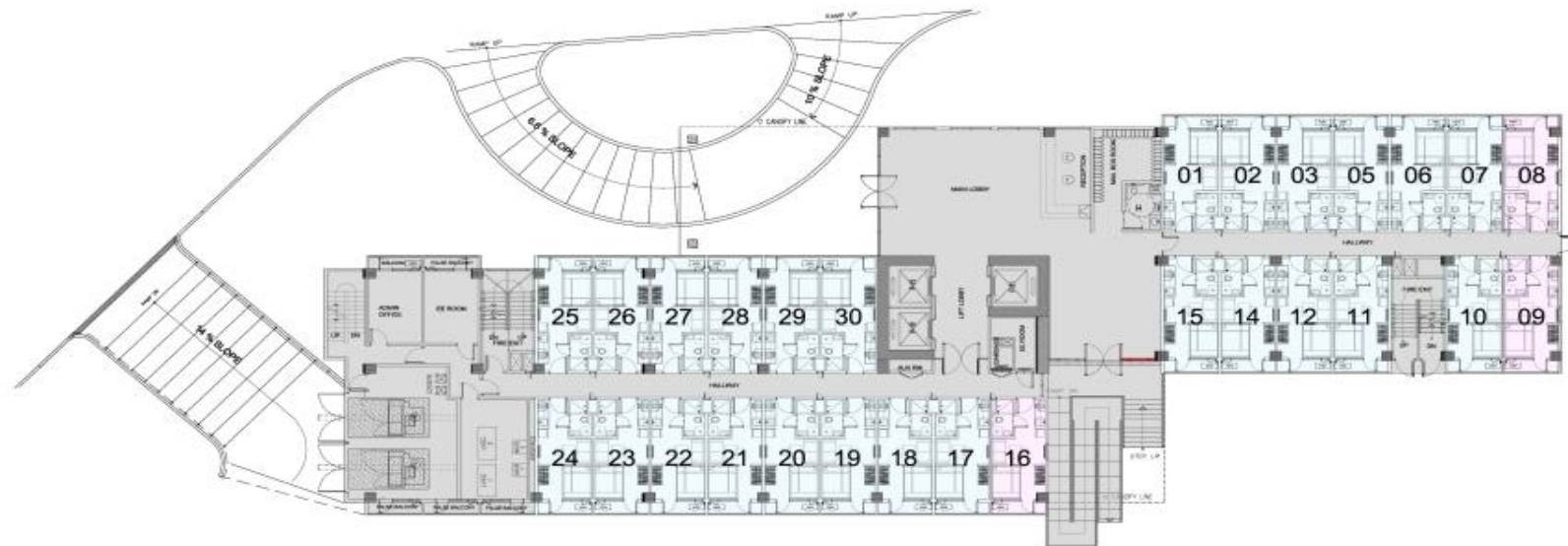
TECHNICAL DETAILS

- Total Lot Area – 20,390 square meters
- 6 Towers, 10 residential floors each
- Commercial strip on the Ground Floor (Tower A,C & E)
- Total number of units
 - Tower B – 378 units
- Total number of Parking Slots
 - Tower B – 54 slots
- Estimated Turnover Date – CTS Declaration
 - Tower B – September 30, 2019

- Sufficient Elevator
- 24/7 Security
- Automatic Fire Sprinkler System
- Back-up power
 - Commercial spaces: 100%
 - Common Areas: 100%
 - Residential units:
 - 1 light receptacle
 - 1 convenience outlet at living room
 - 1 outlet for refrigerator
- Fire exits
- Centralized cistern tank
- Sewer Treatment Plant

FLOOR PLANS

TOWER B – GROUND FLOOR PLAN



LEGEND

- 1 - BEDROOM UNIT WITH BALCONY
- 1 - BEDROOM END UNIT WITH BALCONY

ASYA DESIGN

A PLACE BUILDING LOT 14, CORAL WAY DRIVE
CSP 1-A, MOA COMPLEX PAKAY CITY 1300
TEL: 02-888-8888, 02-478-8884 FAX: 02-888-7071
E-MAIL: asya@asyadesign.com.ph
WEBSITE: www.asyadesign.com.ph

REPUBLIC ACT 8266

THIS DRAWING, AS AN INSTRUMENT OF SERVICE, IS A PROPERTY OF ASYA DESIGN. IT SHALL BE USED ONLY FOR THE PROJECT AND SITE SPECIFICALLY IDENTIFIED HEREON. NO PART OF THIS DRAWING SHALL BE REPRODUCED OR TRANSMITTED IN ANY FORM OR BY ANY MEANS, ELECTRONIC OR MECHANICAL, WITHOUT THE WRITTEN PERMISSION OF ASYA DESIGN.

CLIENT:

SMDC

PROJECT TITLE/NO.:

COOL SUITES @ WIND RESIDENCES
SMDC 2007-00094-P2

LOCATION:

Tagaytay, Cavite City

DESIGN TEAM:

Design Architect	ASYA DESIGN
Structural Engineer	---
Mechanical Engineer	---
Electrical Engineer	---
Plumbing Engineer	---
Fire Protection Engineer	---
Interior Designer	---
Landscape Architect	---
Facade Consultant	---
LED Consultant	---
Lighting Consultant	---
Graphics & Signage Consultant	---
Geotechnical Engineer	---

KEYPLAN:



PHASE:

MARKETING

SHEET CONTENT:

TYPICAL 6TH - 11TH FLOOR
SCALE

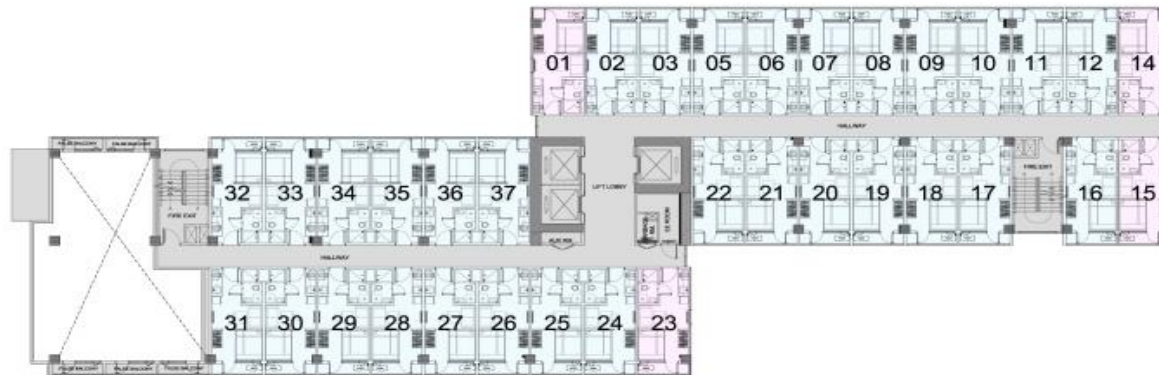
REVISION NO.:

00000

DATE:

JUNE-15-2016

**TOWER B
GROUND FLOOR PLAN**



LEGEND

- 1 - BEDROOM UNIT WITH BALCONY
- 1 - BEDROOM END UNIT WITH BALCONY

ASYA DESIGN

A PLACE BUILDING LOT 14, CORAL WAY DRIVE
CSP T/A, MGA COMPLEX PASAY CITY 1000
TEL: 02-886-8086, 02-2474860 FAX: 02-886-7071
E-MAIL: asya@asyadesign.com.ph
WEBSITE: www.asyadesign.com.ph

REPUBLIC ACT 8236

THIS DRAWING, AS AN INSTRUMENT OF SERVICE IS THE PROPERTY OF ASYA DESIGN. IT IS TO BE USED ONLY FOR THE PROJECT AND SITE SPECIFIC FOR WHICH IT WAS PREPARED. NO PART OF THIS DRAWING IS TO BE REPRODUCED OR TRANSMITTED IN ANY FORM OR BY ANY MEANS, ELECTRONIC OR MECHANICAL, INCLUDING PHOTOCOPYING, RECORDING, OR BY ANY INFORMATION STORAGE AND RETRIEVAL SYSTEM, WITHOUT THE WRITTEN PERMISSION OF ASYA DESIGN. THIS DRAWING IS TO BE RETURNED TO ASYA DESIGN IN 10 DAYS.

CLIENT:

SMDC

PROJECT TITLE/NO.:

COOL SUITES @ WIND RESIDENCES
SMDC 2007-00304-P2

LOCATION:

Tagaytay, Cavite City

DESIGN TEAM:

Design Architect	ASYA DESIGN
Structural Engineer	—
Mechanical Engineer	—
Electrical Engineer	—
Plumbing Engineer	—
Fire Protection Engineer	—
Interior Designer	—
Landscape Architect	—
Facade Consultant	—
LEED Consultant	—
Lighting Consultant	—
Graphics & Signage Consultant	—
Geotechnical Engineer	—

KEYPLAN:



PHASE:

MARKETING

SHEET CONTENT:

3RD FLOOR PLAN
SCALE: 1:200 NTS

REVISION NO.:

00000

DATE:

JUNE-15-2016

**TOWER B
3RD FLOOR PLAN**

All information stated is intended to give a general overview of the project and the Developer reserves the right to modify as it sees fit without prior notice.

TOWER B – 5TH FLOOR PLAN



LEGEND

- 1 - BEDROOM UNIT WITH BALCONY
- 1 - BEDROOM END UNIT WITH BALCONY

TOWER B 5TH FLOOR PLAN

ASYA DESIGN <small>A PLACE BUILDING LOT 14, CORAL WAY DRIVE CORP. H.A. MORA COMPLEX, TAGAYTAY CITY 1506 TEL: 02-886-8888 02-479-4924 FAX: 02-886-7071 E-MAIL: asya@asyadesign.com.ph WEBSITE: www.asyadesign.com.ph</small> REPUBLIC ACT 9266 <small>THIS DRAWING, AS AN INSTRUMENT OF SERVICE, IS A PROPERTY OF ASYA DESIGN. IT IS TO BE USED ONLY FOR THE PROJECT AND SITE SPECIFICALLY IDENTIFIED HEREIN. NO PART OF THIS DRAWING IS TO BE REPRODUCED OR TRANSMITTED IN ANY FORM OR BY ANY MEANS, ELECTRONIC OR MECHANICAL, INCLUDING PHOTOCOPYING, RECORDING, OR BY ANY INFORMATION STORAGE AND RETRIEVAL SYSTEM, WITHOUT THE WRITTEN PERMISSION OF ASYA DESIGN.</small>	
CLIENT:	
SMDC	
PROJECT TITLE NO.:	
COOL SUITES @ WIND RESIDENCES SMDC 2007-00304-P2	
LOCATION:	
Tagaytay, Cavite City	
DESIGN TEAM:	
Design Architect	ASYA DESIGN
Structural Engineer	—
Mechanical Engineer	—
Electrical Engineer	—
Plumbing Engineer	—
Fire Protection Engineer	—
Interior Designer	—
Landscape Architect	—
Facilities Consultant	—
LEED Consultant	—
Lighting Consultant	—
Signage & Space Consultant	—
Geotechnical Engineer	—
KEY PLAN:	
PHASE:	
MARKETING	
SHEET CONTENT:	
5TH FLOOR PLAN SCALE: 1:200 NTS.	
REVISION NO.:	
00000	
DATE:	
JUNE-15-2016	

All information stated is intended to give a general overview of the project and the Developer reserves the right to modify as it sees fit without prior notice.

TOWER B – 5TH FLOOR PLAN



LEGEND

- 1 - BEDROOM UNIT WITH BALCONY
- 1 - BEDROOM END UNIT WITH BALCONY

ASYA DESIGN <small>A PLACE BUILDING LOT 14, CORAL WAY DRIVE CIP 1A, NGA COMPLEX PHASE CITY 1300 TEL: 03 880-8088 03 2 478-0024 FAX: 03 2 880-7071 E-MAIL: www.asyadesign.com.ph WEBSITE: www.asyadesign.com.ph</small> <small>REPUBLIC ACT #2446</small> <small>THIS DRAWING, AS AN INSTRUMENT OF SERVICE, IS A PROPERTY OF ASYA DESIGN. IT IS TO BE USED ONLY FOR THE PROJECT AND SITE SPECIFICALLY IDENTIFIED HEREON. IT IS NOT TO BE REPRODUCED, COPIED, OR IN ANY MANNER USED IN THE REPRESENTATION OF A PROJECT WITHOUT THE WRITTEN PERMISSION OF ASYA DESIGN. ALL DRAWINGS ARE TO BE RETURNED WHEN NO LONGER IN USE.</small>																											
CLIENT: SMDC																											
PROJECT TITLE/NO.: COOL SUITES @ WIND RESIDENCES SMDC 2007-00304-P2																											
LOCATION: Tagaytay, Cavite City																											
DESIGN TEAM: <table style="width: 100%; border: none;"> <tr> <td style="width: 80%;">Design Architect</td> <td style="width: 20%;">ASYA DESIGN</td> </tr> <tr> <td>Structural Engineer</td> <td>—</td> </tr> <tr> <td>Mechanical Engineer</td> <td>—</td> </tr> <tr> <td>Electrical Engineer</td> <td>—</td> </tr> <tr> <td>Plumbing Engineer</td> <td>—</td> </tr> <tr> <td>Fire Protection Engineer</td> <td>—</td> </tr> <tr> <td>Interior Designer</td> <td>—</td> </tr> <tr> <td>Landscape Architect</td> <td>—</td> </tr> <tr> <td>Female Consultant</td> <td>—</td> </tr> <tr> <td>LEED Consultant</td> <td>—</td> </tr> <tr> <td>Lighting Consultant</td> <td>—</td> </tr> <tr> <td>Graphics & Signage Consultant</td> <td>—</td> </tr> <tr> <td>Geotechnical Engineer</td> <td>—</td> </tr> </table>		Design Architect	ASYA DESIGN	Structural Engineer	—	Mechanical Engineer	—	Electrical Engineer	—	Plumbing Engineer	—	Fire Protection Engineer	—	Interior Designer	—	Landscape Architect	—	Female Consultant	—	LEED Consultant	—	Lighting Consultant	—	Graphics & Signage Consultant	—	Geotechnical Engineer	—
Design Architect	ASYA DESIGN																										
Structural Engineer	—																										
Mechanical Engineer	—																										
Electrical Engineer	—																										
Plumbing Engineer	—																										
Fire Protection Engineer	—																										
Interior Designer	—																										
Landscape Architect	—																										
Female Consultant	—																										
LEED Consultant	—																										
Lighting Consultant	—																										
Graphics & Signage Consultant	—																										
Geotechnical Engineer	—																										
KEY PLAN:																											
PHASE: MARKETING																											
SHEET CONTENT: TYPICAL 6TH - 11TH FLOOR PLAN <small>(SCALE: 1:200 MTR.)</small>																											
REVISION NO.: 00000																											
DATE: JUNE-15-2016																											

TOWER B TYPICAL 6TH - 11TH FLOOR PLAN

All information stated is intended to give a general overview of the project and the Developer reserves the right to modify as it sees fit without prior notice.



UNIT PLANS

UNIT BREAKDOWN

Tower	Unit Type	Unit Size	No. of Units
Tower A	1-Bedroom Unit with Balcony	23.23	312
	1-Bedroom End Unit with Balcony	23.78	51



All information stated is intended to give a general overview of the project and the Developer reserves the right to modify as it sees fit without prior notice.



UNIT SPECIFICATIONS

UNIT SPECIFICATION

ITEM	AREA	LOCATION	SPECIFICATIONS
1	LIVING and DINING AREA	WALL FINISHES	Painted plain cement finish
		FLOOR FINISH	Ceramic Tiles
		CEILING FINISH	Painted plain cement finish
2	KITCHEN AREA	WALL FINISHES	Painted plain cement finish
		FLOOR FINISH	Ceramic tiles
		CEILING FINISH	Gypsum board
		FIXTURES	Under the counter cabinet
3	BEDROOM	WALL FINISHES	Painted plain cement finish
		FLOOR FINISH	Ceramic tiles
		CEILING FINISH	Painted plain cement finish
4	TOILET AND BATH	WALL FINISHES	Painted plain cement finish
		FLOOR FINISH	Ceramic tiles
		CEILING FINISH	Painted plain cement finish
		FIXTURES	Water Closet and Lavatory

All information stated is intended to give a general overview of the project and the Developer reserves the right to modify as it sees fit without prior notice.



Top 5 Reasons to Invest

- » **Located in a cool surroundings of Tagaytay**
- » **Top-notch amenities within the development**
- » **Integrated development, with commercial spaces at ground floor.**
- » **Assured increase in property values.**
- » **Perfect for the family looking for comfort, security and relaxation.**



THANK YOU